



Grained Contemporary Doors

# Why choose Coral ?



## Yorkshires Favourite

Established for nearly 30 years, Coral Windows & Conservatories have become a customer favourite and market leading company within Yorkshire.

From our humble beginnings we have focussed on putting our customers first and providing excellent service. We do not employ 'hard sell' tactics and will never talk you into a sale. The choice is always yours.

At our head office in Bradford you will find our manufacturing plant and showroom, which is one of the largest in the region. You can visit all our showrooms seven days a week and view a full range of our products at your leisure and enjoy a warm drink and a biscuit if you wish. You will also find our other showrooms across the county in Leeds, Wakefield and Huddersfield, if Bradford is not convenient. We would love to see you at any of our showrooms to show you how new windows, doors or a conservatory/orangery can transform your home.

## No Deposit - No Stage Payments

To give you peace of mind about the quality of our products and installation, all the work we undertake, no matter how large or small, is carried out on a no upfront payment basis.

Our customers are not asked for a deposit or stage payments, you only pay on completion of the installation.

You can also get the product you love, and spread the cost into affordable fixed monthly payments.

Credit is subject to status and affordability . Terms and conditions apply and please ask for details.



# Good looks that stand the test of time

Feature Image: Saros Anthracite Grey with Glacier Glazing



The Coral Contemporary range of composite doors offer the look and feel of a timber door without any of the inherent problems, such as cracking, bowing or twisting. They have a high security reinforced core, which offers excellent strength and thermal performance, and a durable Glass Reinforced Plastic (GRP) skin to protect from the elements.

GRP is the same material that is used to make the hull of lifeboats – demonstrating just how tough it really is!

Unlike timber, composite doors are incredibly low maintenance, an occasional wipe over with a damp cloth will restore it to its original finish. Manufactured using the finest components, the Coral Contemporary range of composite doors are amongst the leading composite doors on the market today.

## Weather Resistant

Coral composite doors have undergone stringent weather testing and are designed to perform in even the most extremes of weather conditions, providing excellent protection from the elements.

A double sealed outerframe and uPVC edgebanding not only helps improve thermal efficiency, it keeps the worst of the British weather at bay too.

## Thermal Performance

As energy costs continue to rise, choosing a door that keeps in the heat and keeps out the cold is now more important than ever and our composite doors are amongst the most energy efficient on the market today.

The warm foam core of the Coral composite doors allows them to have a significantly better 'U' value than traditional timber doors and steel doors.

Our entire range meets with the requirements of the current Building Regulations to keep your home warmer and help reduce your energy bills.



# Contemporary Grained Door Styles

## Ariel

Colour: Black

Shown with 1.5m Square Handle



## Carina

Colour: Green

Shown with 1.2m Round Handle





## Corvus

Colour: Moondust Grey

Shown with 1.5m Square Handle



## Vega

Colour: Chartwell Green

Glazing : Glacier

Shown with 1.2m Round Handle



Glacier Glazing is sandblasted with clear borders

# Contemporary Grained Door Styles

## Saros

Colour: Moondust Grey

Glazing : Stippolyte

Shown with 1.5m Square Handle



Stippolyte Glazing can be used in side & top frames

Door colours are a guide and are only as accurate as the printing process allows. Pictures are for illustration purposes only. Design heights will change dependant on door size. Abstract, Deco, Sphere, Triline & Vortex Glass designs cannot be replicated into side or top frames and the backing glass is always clear.

## Sirius

Colour: Anthracite Grey

Glazing: Opal

Available as Left/Right/Central

Shown with 1.2m Round Handle



Opal Glazing is sandblasted & can be used in side & top frames



## Castor

Colour: White

Glazing: Glacier

Available as Left/Right/Central

Shown with 1.5m Square Handle



Glacier Glazing is sandblasted with clear borders

## Phoenix

Colour: Slate Grey

Glazing: Glacier

Shown with 1.2m Round Handle



Glacier Glazing is sandblasted with clear borders

**NOTE: HANDLE CAN NEVER BE ON SAME SIDE AS GLAZING DUE TO LOCK PLACEMENT**



# Contemporary Grained Door Styles

## Scorpius

Style shown: Glazed Central

Colour: Blue

Glazing : Vortex

Available as Left/Right/Central

Shown with 1.5m Square Handle



## Sidra

Style shown: Glazed Central

Colour: Red

Glazing: Deco

Available as Left/Right/Central

Shown with 1.2m Round Handle



Vortex Glazing is sandblasted with clear lines

Deco Glazing is sandblasted with clear lines

Door colours are a guide and are only as accurate as the printing process allows. Pictures are for illustration purposes only. Design heights will change dependant on door size. Abstract, Deco, Sphere, Triline & Vortex Glass designs cannot be replicated into side or top frames and the backing glass is always clear.

# Carina


Style shown: Glazed Central

Colour: Slate Grey

Glazing : Sphere

Available as Left/Right/Central

Shown with 1.5m Square handle



Sphere Glazing is sandblasted with clear lines

# Carina

Style shown: Glazed Right

Colour: Chartwell Green

Glazing : Triline

Available as Left/Right/Central

Shown with 1.2m Round Handle



Triline Glazing is triple glazed with stainless steel inserts

**NOTE: HANDLE CAN NEVER BE ON SAME SIDE AS GLAZING DUE TO LOCK PLACEMENT**



# Contemporary Grained Door Styles

## Hydra

Style Shown: Glazed Central

Colour: Cotswold Blue

Glazing: Opal

Available as Left/Right/Central

Shown with 1.5m Square Handle



Opal Glazing is sandblasted & can be used in side & top frames

Door colours are a guide and are only as accurate as the printing process allows. Pictures are for illustration purposes only. Design heights will change dependant on door size. Abstract, Deco, Sphere, Triline & Vortex Glass designs cannot be replicated into side or top frames and the backing glass is always clear.

## Hydra

Style Shown: Glazed Right

Colour: Anthracite Grey

Glazing: Glacier

Available as Left/Right/Central

Shown with 1.2m Round Handle



Glacier Glazing is sandblasted with clear borders



## Mira

Style shown: Glazed Central

Colour: Green

Glazing: Arctic

Shown with 1.2m Square Handle



Arctic glass can be used in side & top frames

## Sarin

Style Shown: Glazed Central

Colour: Black

Glazing: Opal

Available as Left/Right/Central

Shown with 1.2m Round Handle



Opal Glazing is sandblasted & can be used in side & top frames

**NOTE: HANDLE CAN NEVER BE ON SAME SIDE AS GLAZING DUE TO LOCK PLACEMENT**

# Contemporary Grained Door Styles

## Lynx

Style Shown: Glazed Central

Colour: Cotswold Blue

Glazing: Glacier

Available as left/Right/Central

Shown with 1.5m Square Handle



Glacier Glazing is sandblasted with clear borders

Door colours are a guide and are only as accurate as the printing process allows. Pictures are for illustration purposes only. Design heights will change dependant on door size. Abstract, Deco, Sphere, Triline & Vortex Glass designs cannot be replicated into side or top frames and the backing glass is always clear.

## Lynx

Style Shown: Glazed Right

Colour: Anthracite Grey

Glazing: Abstract

Available as left/Right/Central

Shown with 1.2m Round Handle



Abstract Glazing is sandblasted with clear lines



Triline



Cameo



# Orion

Style Shown: Glazed Central

Colour: Red

Glazing : Triline

Available as left/Right/Central

Shown with 1.5m Square Handle

# Orion

Style Shown: Glazed Right

Colour: RAL 1016 Sulphur Yellow

(any RAL Range colour available)

Glazing : Cameo

Available as left/Right/Central

Shown with 1.2m Round Handle



Triline Glazing is triple glazed with stainless steel inserts



Cameo Glazing is textured leaded cut glass Bevel

**NOTE: HANDLE CAN NEVER BE ON SAME SIDE AS GLAZING DUE TO LOCK PLACEMENT**







# Door Colour Options

Our colour collection has been specially designed to help you put together the perfect colour palette for your door. Every home is different and our beautiful range of colours combines both muted heritage shades and bolder vibrant options, to harmonise with your home and to keep it looking good for years to come. All doors come with a colour matching weather bar. Doors are supplied with a white internal colour as standard, however, coloured both sides is available on request. Any Non standard RAL colours are also available to order.

White 	Green 	Black 	Blue 	Red 	Golden Oak 	Rosewood 
Cream 	Chartwell Green 	Cotswold Blue 	Moondust Grey 	Slate Grey 	Anthracite Grey 	RAL COLOUR 

# Obscure Glass Patterns

N Number denotes Privacy Level

 Arctic 5	 Cotswold 5	 Everglade 5	 Charcoal Sticks 4	 Contora 4	 Florielle 4
 Mayflower 4	 Oak 4	 Pelerine 4	 Stipployte 4	 Autumn 3	 Digital 3
 Taffeta 3	 Chantilly 2	 Minster 2	 Sycamore 2	 Flemish 1	

All glazed units in Coral Composite Doors have black warm-edged spacer bar for added energy efficiency  
 All Obscure glass shown above can be used in Corals Doors including side and top frames.  
 Door colours are a guide and are only as accurate as the printing process allows. Pictures are for illustration purposes only.


# Technical Information

## Door Slab

The Coral composite door has 4mm GRP fibreglass skins which are double the thickness of many competitor skins.

The inner core is manufactured from high density Polyurethane foam which offers exceptional thermal efficiency and will help to reduce energy bills in comparison with other doors on the market.

This achieves a stiffer, more secure door leaf that will never bulge or rot.



## High Security Auto-Lock System

The Coral contemporary door has a High Security lock that is very easy to operate. Simply shutting the door engages a trigger which automatically fires all the locking points.

Three latches are triggered and ensure immediately permanent and evenly high gasket compression. The door closes absolutely tightly over the entire door height, leaving draughts and moisture outside and the warmth stays inside.


Unlike competitor products that require multiple turns of keys to lock and unlock, You can always be sure that when a Coral Contemporary door is closed, the deadbolt & twin security hooks are engaged. Simply turn the key to unlock.

## ULTION High Security Locking Cylinder.

The Coral contemporary door is fitted with the ULTION High Security 3 Star Diamond standard lock cylinder. When Ultion detects an attack it activates Lockdown Mode. A hidden firing pin in Ultion's core secures the central cam and stops the intruder being able to open the door.

The Coral Contemporary door can be locked and unlocked internally via a thumb turn mechanism for ease of use.

The Ultion cylinder has online key control security and has a £2000 security guarantee if entry is gained through snapping the cylinder.



## Marine Grade Stainless Steel Furniture

The Coral contemporary door is fitted with marine grade stainless steel furniture to avoid corrosion from weather.

The contemporary handles are always fitted on both sides of your door (back to back) and are available in two styles.

**Option 1:** 30mm Diameter circular stainless steel handle 1.2 metres long.

**Option 2:** 40mm wide Rectangular stainless steel handle 1.5 metres long.



Stainless Steel Letter Plate (where chosen)



The Coral Fish. The fish lives in the  
Coral reef and feels safe and secure.  
In nature the fish protects the Coral. In our  
hands the Coral customer is safe and secure.  
In return, the customer gives life to Coral.

0800 669955  
[www.coralwindows.co.uk](http://www.coralwindows.co.uk)